PARTS LIST			
ITEM	QTY	PART NUMBER	VENDOR
1	2	PQI35/11.4A1(PQ)DMR59 – 2.4mm gap	DMEGC|Fericor d.o.o.
2	1	LR100001427	Litz Wire Pack Feindrähte 512x 0,05mm Rupalit Safety V155; 3 turns
3	1	SP500003075 FR4 spacer	Intectiv (SLO)
4	1	LM winding	Litz Wire Pack Feindrähte 300x 0,05mm Rupalit Safety V155; 8 turns
5	1	SP500003074 FR4 3mm thick	Intectiv (SLO)
6	1	TQ35.1X26X3A DMR59 – I CORE	DMEGC|Fericor d.o.o.
7	9	IS500003071 Kapton precut foil	Semicore (AUT)
8	4	MG700003072	secondary PCB
9	7	SP500003071 FR4 spacer 0.3mm	Intectiv (SLO)
10	4	MG500003085	primary PCB
11	1	PQ35/17.4C1 DMR59 – NO GAP	DMEGC|Fericor d.o.o.

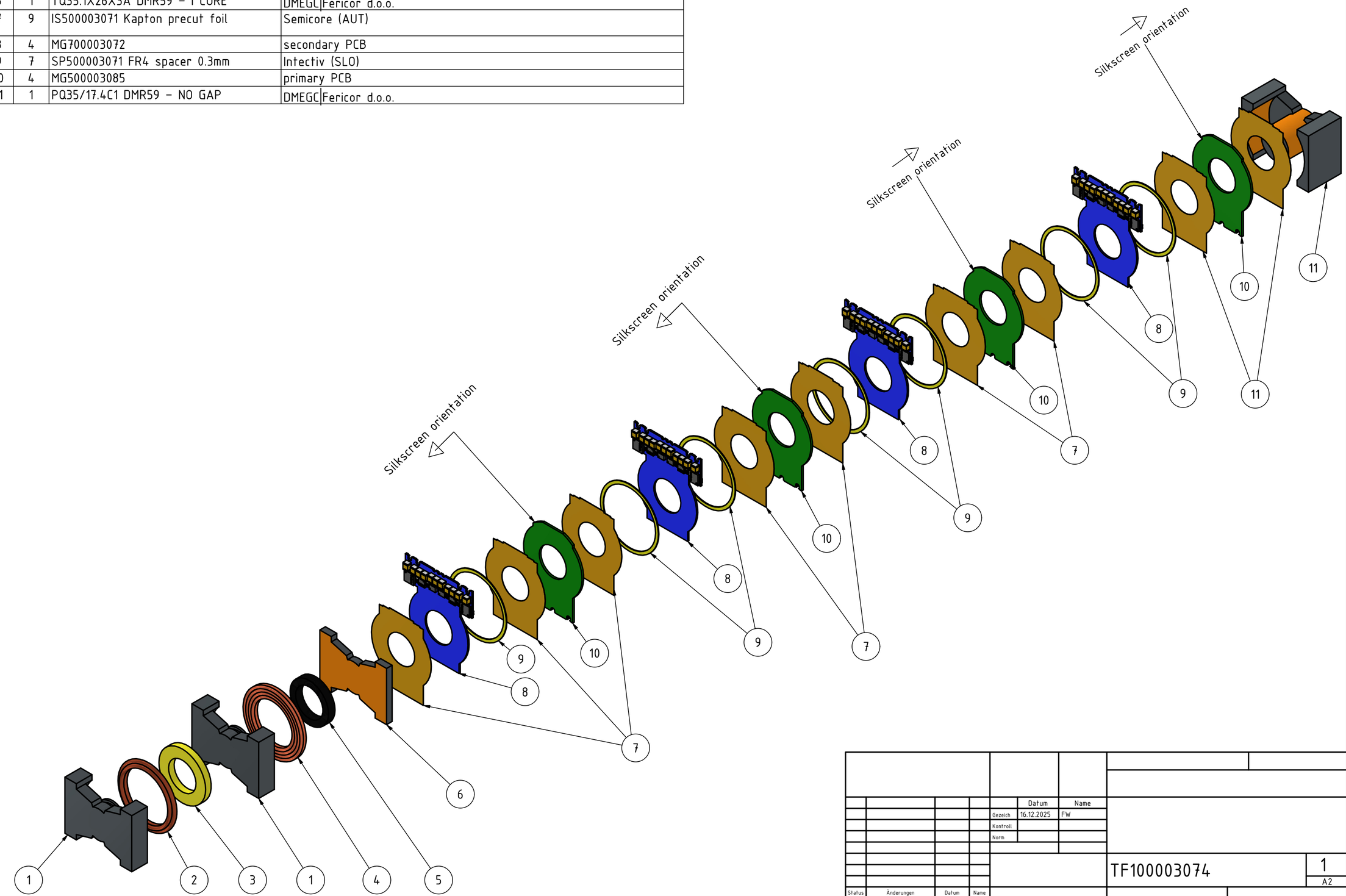

					Datum	Name
				Gezeich	16.12.2025	FW
				Kontroll		
				Norm		
Status	Änderungen		Datum	Name	TF100003074	1 A2

Lr wire specification: Litz Wire Pack Feindrähte 512x 0,05mm Rupalit Safety V155
No of turns = 3

Lm wire specification: Litz Wire Pack Feindrähte 300x 0,05mm Rupalit Safety V155
No of turns: = 8

Wire length: 45mm± 2
Dismantle enough isolation to solder into gold connector.

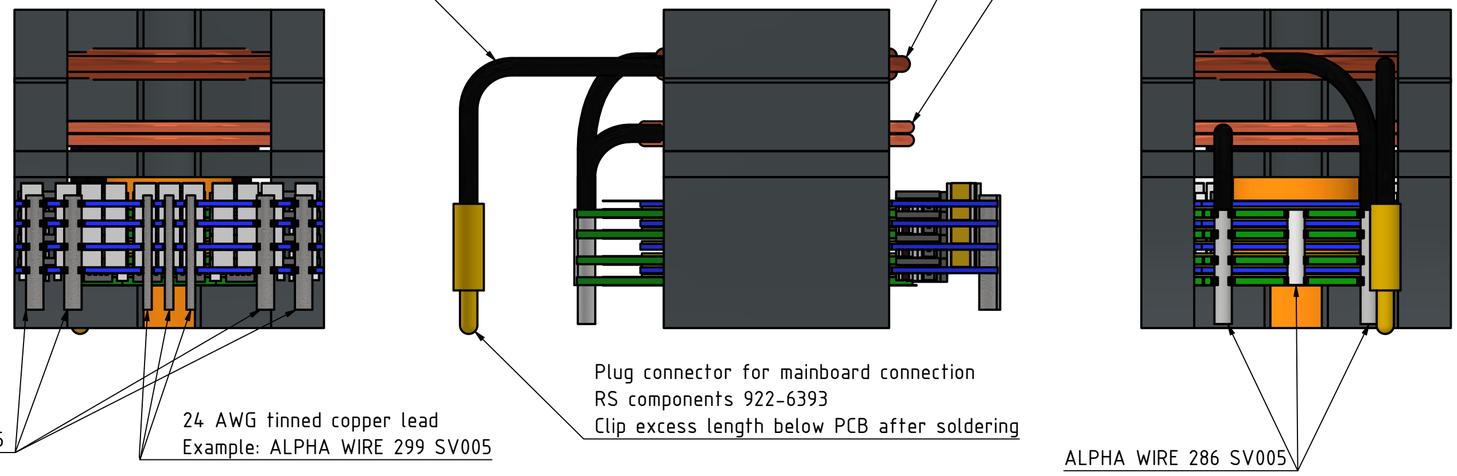

ALPHA WIRE 286 SV005

24 AWG tinned copper lead
Example: ALPHA WIRE 299 SV005

Plug connector for mainboard connection
RS components 922-6393
Clip excess length below PCB after soldering

ALPHA WIRE 286 SV005

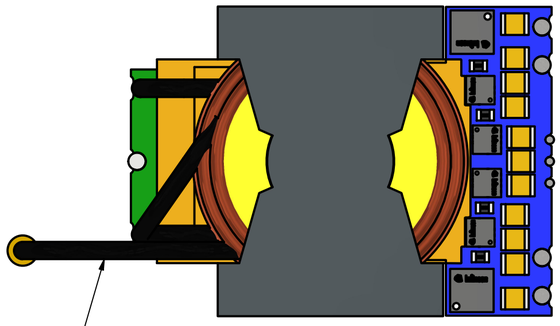

Use thermo-retractive tube
on wires exposed outside of the transformer assembly.

Add kapton to ferrite facing secondary boards,
as per the below image.



Dielectric strength:

Primary vs secondary: 3000V @ 50 Hz
Primary + secondary vs core: 500V @ 50 Hz
(Measurements to be done with transformer fully assembled!)

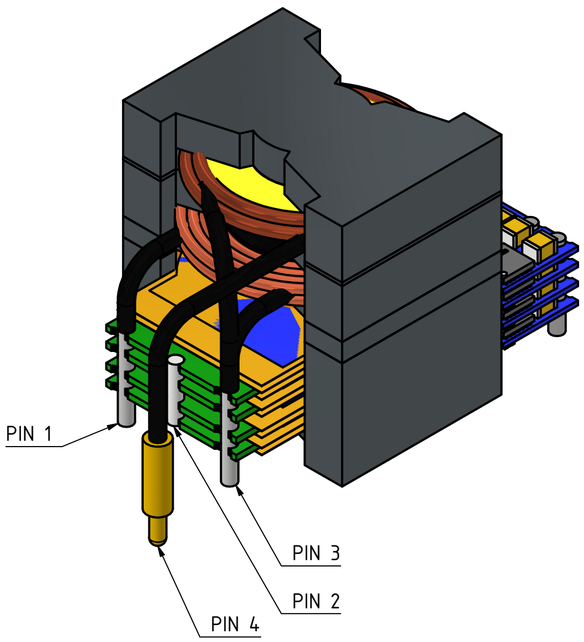

Measurement results (Litz wire not connected to primary PCBs):

- Input vs. output capacitance: ~115 pF ± 5% @ 500 kHz
- Magnetizing inductance: ~85uH ± 10% @ 100 kHz
- from pin 1 to pin 3 (Lm): 10.0 uH ± 5% @ 500 kHz
- from pin 3 to pin 4 (Lr): 1.5 uH ± 5% @ 500 kHz

It is mandatory to calibrate the measuring device (open/short/load) prior to measurements!

				Datum	Name
			Gezeich	16.12.2025	FW
			Kontroll		
			Norm		
Status	Änderungen	Datum	Name	TF100003074	2 A2

PARTS LIST		
OBJEKT	ANZAHL	BAUTEILNUMMER
1	1	IS500003071

A (2 : 1)

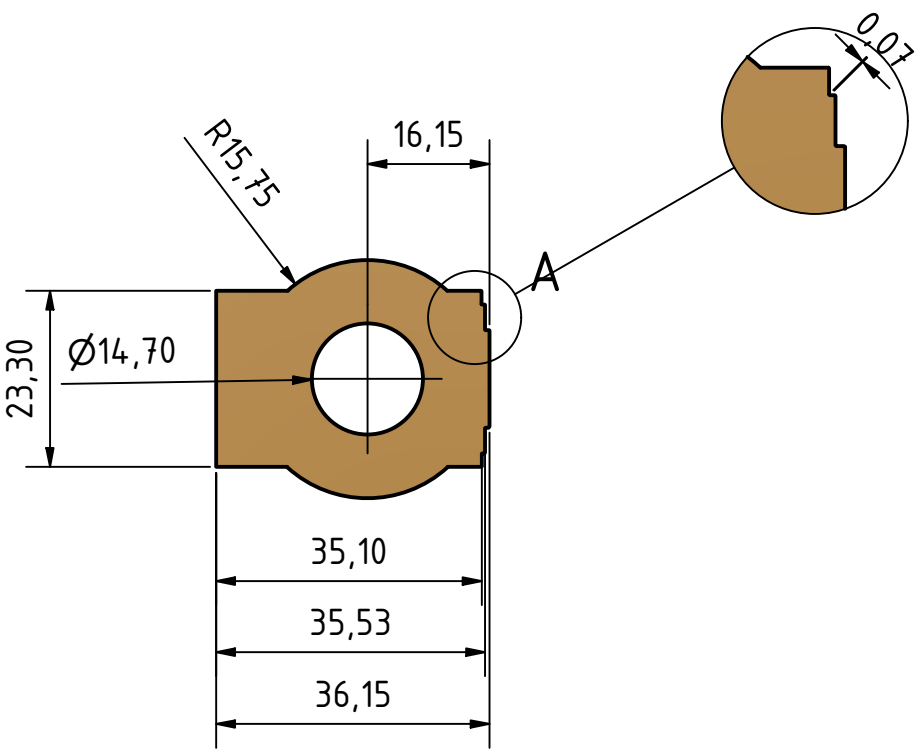



					Datum	Name
				Gezeich	16.12.2025	FW
				Kontroll		
				Norm		

TF100003074

3

A4

Status	Änderungen	Datum	Name

PARTS LIST		
ITEM	QTY	PART NUMBER
1	1	SP500003071_0_pt_30

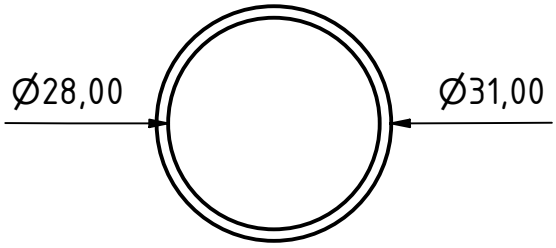





					Date	Name
				Drawn	16.12.2025	FW
				Checked		
				Standard		
State	Changes	Date	Name			

TF100003074

4

A4

PARTS LIST		
ITEM	QTY	PART NUMBER
1	1	SP500003074

Material = FR4

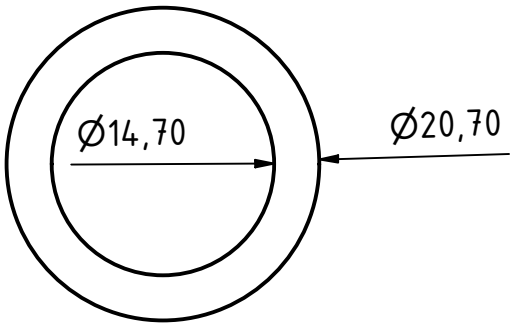

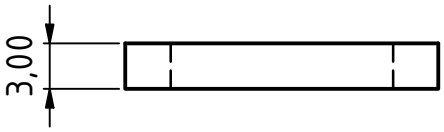



					Date	Name
				Drawn	16.12.2025	FW
				Checked		
				Standard		

TF100003074

5

A4

State	Changes	Date	Name

PARTS LIST		
OBJEKT	ANZAHL	BAUTEILNUMMER
1	1	SP500003075

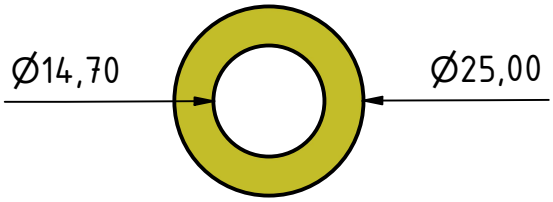





					Datum	Name
				Gezeich	16.12.2025	FW
				Kontroll		
				Norm		
Status	Änderungen	Datum	Name			

TF100003074

6

A4